






Switching to **MANUAL HOURS PROGRAMMING MODE**:

- Turn OFF the Timer.
- Press  and keep it pressed.
- Turn ON the Timer (with  still pressed).
- Continue to keep  pressed for 1 minute, until the Beeper starts to beep in a pattern of 5.
- Release .
- Change the Manual Hours (minimum of 1 hour and max of 18 hours) using the knob.
- Press  to EXIT the **MANUAL HOURS PROGRAMMING MODE**.

Notes for **MANUAL HOURS PROGRAMMING MODE**:

- When you are in **MANUAL** mode, and the “Manual Hours” are bigger than 1 Hour, the display will show:

M X , where X is the number of Hours in Manual Mode (ex: M 18)

- When the steamer door is opened, the display will show continuously the following messages:
  - SURE
  - COOK
  - M 18 (If “Manual Hours” are bigger than 1 hour, ex. 18)
  - 16:38 (the remaining time, in HH:MIN)