



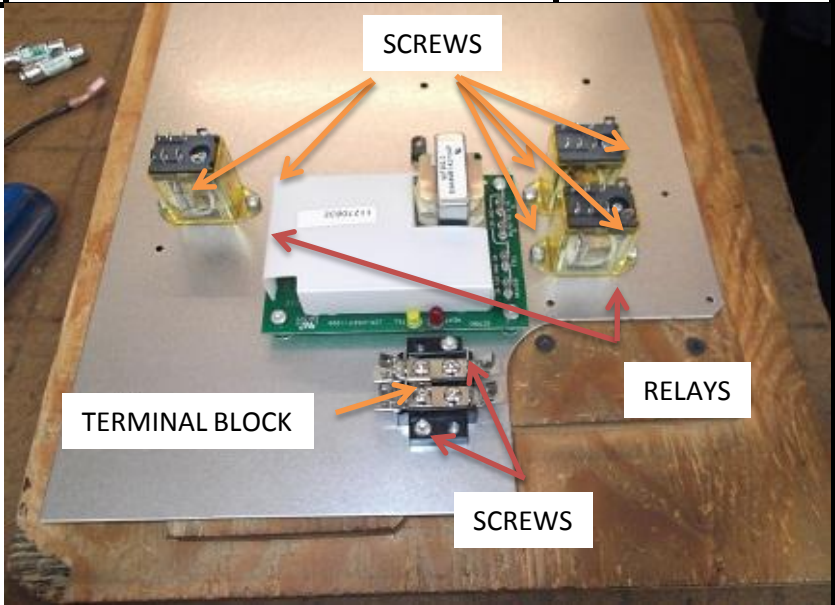

<b>MODEL</b> CUB	<b>PROCESS ID</b> COMP PANEL	<b>REVISION LEVEL</b> 1	 TQC  WORK CONTENT  VERIFY	
<b>REVISED BY:</b> C. Schmauder				



REMOVE SCREWS FROM TERMINAL BLOCK AND ATTACH JUMPER TO BLOCK WITH SCREWS.  
 LOOSEN SCREWS ON TRANSFORMER, SLIDE JUMPERS (IN BOX WITH TRANSFORMERS) UNDER SCREWS AND TIGHTEN IN PLACE.

PART#	DESCRIPTION	QTY	PART#	DESCRIPTION	QTY
44168	TERMINAL BLOCK	1			
20535	PRIMARY TRANSFORMER	1			
20328	TERMINAL JUMPER	1			
N/A	TRANSFORMER JUMPER	2			



<b>MODEL</b> CUB	<b>PROCESS ID</b> COMP PANEL	<b>REVISION LEVEL</b> 1	 TQC  WORK CONTENT  VERIFY	
<b>REVISED BY:</b> C. Schmauder				



PLACE COMPONENTS ON PANEL.  
ATTACH WATER BOARD TO PANEL WITH 4 SCREWS.  
ATTACH TERMINAL BLOCK WITH 2 SCREWS.  
ATTACH 3 RELAYS WITH WITH 2 SCREWS EACH.

PART#	DESCRIPTION	QTY	PART#	DESCRIPTION	QTY
107241	WATER BOARD	1			
105966	RELAY	3			
106127	SCREW 6-32	12			
112038	COMPONENT PANEL	1			



<b>MODEL</b> CUB	<b>PROCESS ID</b> COMP PANEL	<b>REVISION LEVEL</b> 1	 TQC  WORK CONTENT  VERIFY	
<b>REVISED BY:</b> C. Schmauder				



ATTACH TRANSFORMER TO PANEL WITH 2 SCREWS.  
ATTACH BUZZER TO PANEL WITH 1 SCREW.

PART#	DESCRIPTION	QTY	PART#	DESCRIPTION	QTY
109417	24V TRANSFORMER	1			
41350	BUZZER	1			
106754	SCREW 6-32 X 3/8	3			


<b>MODEL</b> CUB	<b>PROCESS ID</b> COMP PANEL	<b>REVISION LEVEL</b> 1	 TQC  WORK CONTENT  VERIFY	
<b>REVISED BY:</b> C. Schmauder				



ATTACH PRIMARY TRANSFORMER TO PANEL WITH 4 (6-32) SCREWS.  
ATTACH FUSE BLOCK TO PANEL WITH 2 (8-32) SCREWS.  
PLACE 2 FUSES IN FUSE BLOCK.

PART#	DESCRIPTION	QTY	PART#	DESCRIPTION	QTY
109374	FUSE BLOCK	1			
109380	3.5 AMP FUSE	2			
106754	SCREW 6-32 X 3/8	4			
106126	SCREW 8-32	2			


<b>MODEL</b> CUB	<b>PROCESS ID</b> COMP PANEL	<b>REVISION LEVEL</b> 1		 TQC  WORK CONTENT  VERIFY	
<b>REVISED BY:</b> C. Schmauder					



ATTACH CONTACTORS (UPSIDE DOWN IF THEY ARE SEIMENS, AS SHOWN) WITH 2 SCRWS PER CONTACTOR.

PART#	DESCRIPTION	QTY		PART#	DESCRIPTION	QTY
03509	CONTACTOR	2				
106126	SCREW 8-32	4				



<b>MODEL</b> CUB	<b>PROCESS ID</b> COMP PANEL	<b>REVISION LEVEL</b> 1	 TQC  WORK CONTENT  VERIFY	
<b>REVISED BY:</b> C. Schmauder				



AFFIX LABELS ON PANEL WHERE INDICATED.

PART#	DESCRIPTION	QTY	PART#	DESCRIPTION	QTY
104349	FIELD CONVERSION LABEL	1			
109986	FUSE LABEL	1			
14897	GROUND LABEL	1			



<b>MODEL</b> CUB	<b>PROCESS ID</b> COMP PANEL	<b>REVISION LEVEL</b> 1	 TQC  WORK CONTENT  VERIFY	
<b>REVISED BY:</b> C. Schmauder				



CONNECT WHITE WIRE FROM 24V TRANSFORMER TO TERMINAL BLOCK.  
CONNECT 1 BLACK WIRE FROM BUZZER TO OPPOSITE END OF THE WHITE WIRE ON THE TERMINAL BLOCK.  
ATTACH 2 BLUE TERMINAL ENDS TO FUSE WIRES.

PART#	DESCRIPTION	QTY	PART#	DESCRIPTION	QTY
300341	WIRE HARNESS FUSES	1			
20322	TERMINAL END	2			

<b>MODEL</b> CUB	<b>PROCESS ID</b> COMP PANEL	<b>REVISION LEVEL</b> 1	 TQC  WORK CONTENT  VERIFY	
<b>REVISED BY:</b> C. Schmauder				



CONNECT FUSE WIRES AS SHOWN IN PICTURES.  
 TRANSFORMER TO FUSE BLOCK: THEN FUSE BLOCK TO CONTACTOR.

PART#	DESCRIPTION	QTY	PART#	DESCRIPTION	QTY

<b>MODEL</b> CUB	<b>PROCESS ID</b> COMP PANEL	<b>REVISION LEVEL</b> 1	 TQC  WORK CONTENT  VERIFY	
<b>REVISED BY:</b> C. Schmauder				





ATTACH WIRES FROM THE FIRST CONTACTOR TO THE SECOND. LEFT PORT TO LEFT PORT / MIDDLE TO MIDDLE / RIGHT TO RIGHT. WIRE PANEL ACCORDING TO WIRE DIAGRAM.

 WIGGLE WIRES AS TIGHTENING TO TORQUE SPECIFIED ON CONTACTOR, NO LOOSE STRANDS OUTSIDE CONNECTION

PART#	DESCRIPTION	QTY	PART#	DESCRIPTION	QTY
300656	HIGH VOLTAGE WIRES	3			
300649	WIRE HARNES (ELECTRICAL)	1			

<b>MODEL</b> CUB	<b>PROCESS ID</b> COMP PANEL	<b>REVISION LEVEL</b> 1	 TQC  WORK CONTENT  VERIFY	
<b>REVISED BY:</b> C. Schmauder				



ATTACH GROUND LUG TO PANEL WITH 1/4-20 SCREW, WASHERS, AND NUT.  
ATTACH TRANSFORMER TO PANEL WITH SCREWS AS SHOWN.

PART#	DESCRIPTION	QTY	PART#	DESCRIPTION	QTY
12331	GROUND LUG	1			
19288	1/4-20 SCREW	1			
23105	LOCK WASHER	2			
14618	NUT	1			